










UNICERAMICA QUARZO GRIGIO CHIARO

	Origin	Italy
	Petrographic classification	Full-body ceramic exterior tiles
	Appearance	Full-body ceramic tiles for exterior applications.
	Alternative names	

Usage

General	<p>The stone and surface finish should be selected depending on the intended use.</p> <table style="width: 100%; border-collapse: collapse;"> <tr> <td style="width: 50%; border: 1px solid black; padding: 5px;"> <div style="background-color: black; color: white; text-align: center; padding: 2px;">Internal Applications</div> <div style="border: 1px solid black; height: 80px; margin-top: 5px;"></div> </td> <td style="width: 50%; border: 1px solid black; padding: 5px;"> <div style="background-color: black; color: white; text-align: center; padding: 2px;">Outdoor Applications</div> <div style="border: 1px solid black; padding: 5px; margin-top: 5px;"> <ul style="list-style-type: none"> - Patio - Swimming pool surround </div> </td> </tr> </table> <p style="margin-top: 10px;">This material is only available in tiles</p>		<div style="background-color: black; color: white; text-align: center; padding: 2px;">Internal Applications</div> <div style="border: 1px solid black; height: 80px; margin-top: 5px;"></div>	<div style="background-color: black; color: white; text-align: center; padding: 2px;">Outdoor Applications</div> <div style="border: 1px solid black; padding: 5px; margin-top: 5px;"> <ul style="list-style-type: none"> - Patio - Swimming pool surround </div>
<div style="background-color: black; color: white; text-align: center; padding: 2px;">Internal Applications</div> <div style="border: 1px solid black; height: 80px; margin-top: 5px;"></div>			<div style="background-color: black; color: white; text-align: center; padding: 2px;">Outdoor Applications</div> <div style="border: 1px solid black; padding: 5px; margin-top: 5px;"> <ul style="list-style-type: none"> - Patio - Swimming pool surround </div>	
Applications				
Recommendations				

Hardness (Mohs)	Weight	Water absorption	Porosity
			
7	NPD*	< 0,1 %	NPD*
		EN ISO 10545-3	
Compressive strength	Flexural strength	Wear resistance	FROST RESISTANCE
			
NPD*	> 50 N/mm ²	145 mm ³	frost resistant
	EN ISO 10545-4	EN ISO 10545-6	EN ISO 10545-12

NPD*: geen technische gegevens beschikbaar - no technical data available - pas d' informations techniques disponibles

Observations and recommendations

<ul style="list-style-type: none"> - Color variations and structure differences are possible as multiple prints are made per production. - The resistance to wear and the hardness are high, and the waterabsorption is limited. Uniceramica can be used for various applications. - This material can also be used for exterior applications: Uniceramica is frost and UV resistant. - It is a very hard, very compact material that is resistant to scratches and most staining substances. Due to the high hardness, this material is less "elastic". With sudden hard impacts, small pieces may chip off.

UNICERAMICA QUARZO GRIGIO CHIARO

Installation

General
Installation system
Joint Width

General procedures of good workmanship should be followed when laying the tiles (cfr. BBRI: Belgian Building & Research Institute ref. 137 Guide for Installing - Natural Stone and ref. 213). Immediately after delivery, the material will be stored indoors or at least protected from rain, wind and frost. If slabs are damaged or broken, the supplier must be informed before installation. They will then be used, as far as possible, against walls or for certain cuts.

Before installation, the installer will examine the slabs (previously dried) with the client and / or the architect to check for any deviations from the samples. The slabs will be carefully mixed before laying, in order to obtain a harmonious distribution of colors and various shades of the material.

Important: "Installation means acceptance!", It means that AFTER the installation, no more claims will be possible, except for hidden defects.

Flooring Inside	Exterieur Flooring
	<p>The laying is done on a draining sub-layer. Avoid laying on concrete, because the water stagnates more easily on the surface and the terrace may freeze in winter. If you still opt for a concrete structure, apply a draining mat to the concrete before laying.</p>

4 - 6 mm (sawn edges)

Maintenance

General
First cleaning
Regular maintenance
Protection
Recommendations

For more information on maintenance, see the document entitled "Care instructions" (available from us). We recommend that you follow these instructions so as not to damage the stone. The products used must be suitable for the materials. Follow the manufacturer's advice. In general, it must be stated that no moisture may be exaggerated when maintaining natural stone!

First cleaning with suitable cleaning product, eg. Lithofin KF Cement Residue Remover. This is allowed from one week after grouting the terrace.

Since the material is very compact, dirt will normally not penetrate the surface, but must be removed from the surface. Do not use cleaners with wax or greasy soaps to avoid the building of a superficial layer.

inapplicable